

MP Isometric
Corner Workstation

MP Plan 1:10
Corner Workstation

MP mark perry

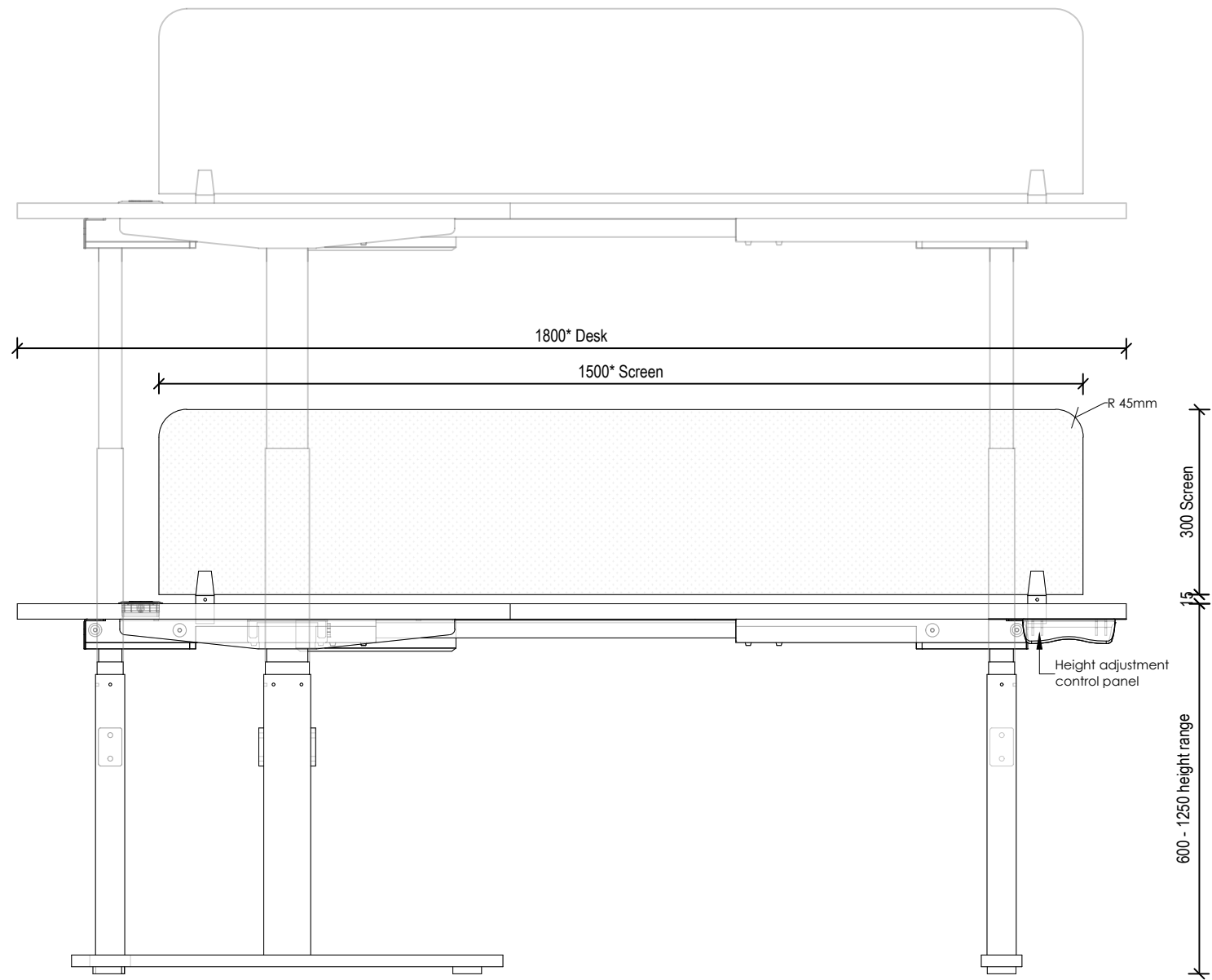
REV	DATE	ACTIVITY	DB
A	11.02.19	Initial Draft	SB
-	-	-	-


NOTES All dimensions are in mm. Do not scale off drawing. Drawings are not to be used for fabrication or construction unless marked accordingly. All drawings and design concepts remain the intellectual property of Mark Perry Commercial Furniture and any violation or infringement of the IP will be pursued through the Australian Copyright Council.

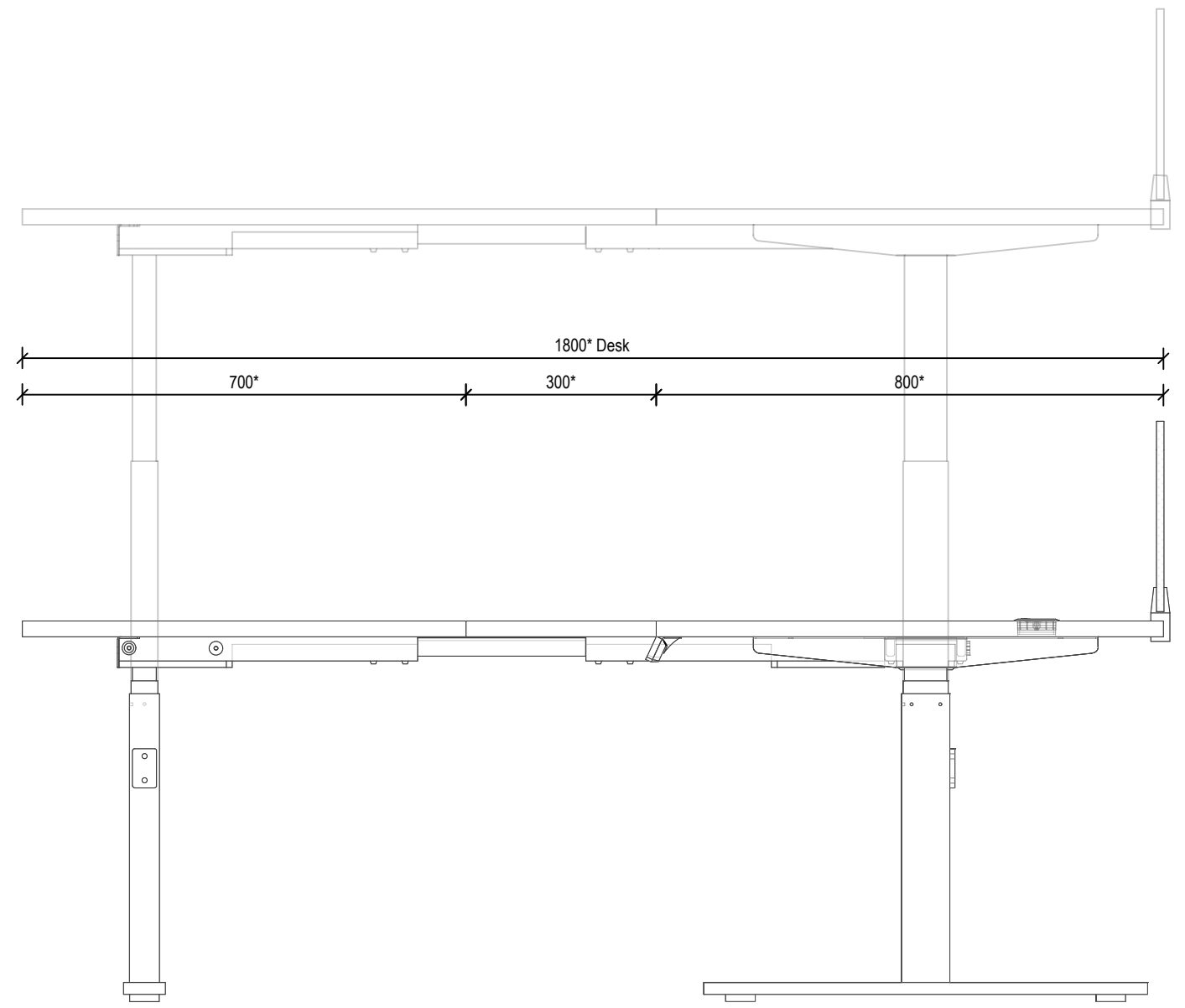
ITEM Corner Workstation
DESCRIPTION Corner adjustable-height workstation with accessories


JOB# 19008 **SCALE** @A3 **PAGE#** 1 OF 2 **ISSUE** A

DWG# MP_WKST03_A




 Front Elev 1:10
 Corner Workstation




 Side Elev 1:10
 Corner Workstation



REV	DATE	ACTIVITY	DB
A	11.02.19	Initial Draft	SB
-	-	-	-

NOTES All dimensions are in mm. Do not scale off drawing. Drawings are not to be used for fabrication or construction unless marked accordingly. All drawings and design concepts remain the intellectual property of Mark Perry Commercial Furniture and any violation or infringement of the IP will be pursued through the Australian Copyright Council.

ITEM Corner Workstation
DESCRIPTION Corner adjustable-height workstation with accessories

JOB# 19008 **SCALE** @A3 **PAGE#** 2 OF 2 **ISSUE** A

DWG# MP_WKST03_A